

Creator

EM-10S

SINGLE-HEAD ENTRY-LEVEL EMBROIDERY MACHINE
WITH INTUITIVE 10.1" HIGH-DEFINITION TRUE-COLOR TOUCH SCREEN



EMBROIDERY MADE EFFORTLESS

THE PERFECT EMBROIDERY MACHINE FOR HOBBYISTS

The EM-10S is the perfect entry-level machine for hobbyists who are new to embroidery or looking to upgrade from a single-needle machine to a semi-commercial multi-needle model.

Equipped with its groundbreaking **Simplexity** technology, made possible by the **latest 10.1-inch control panel**, the EM-10S is specially designed to make machine embroidery incredibly simple and easy to learn.

Not only will you be able to embroider stunning, multi-color designs on a wide variety of garments, but you'll also be able to turn a profit with the EM-10S by creating high-quality custom apparel as an at-home side hustle.



Broaden Your Possibilities

Designed for embroidery beginners, veterans, hobbyists, crafters and home-based entrepreneurs, the EM-10S has all the features to meet all your embroidery needs.

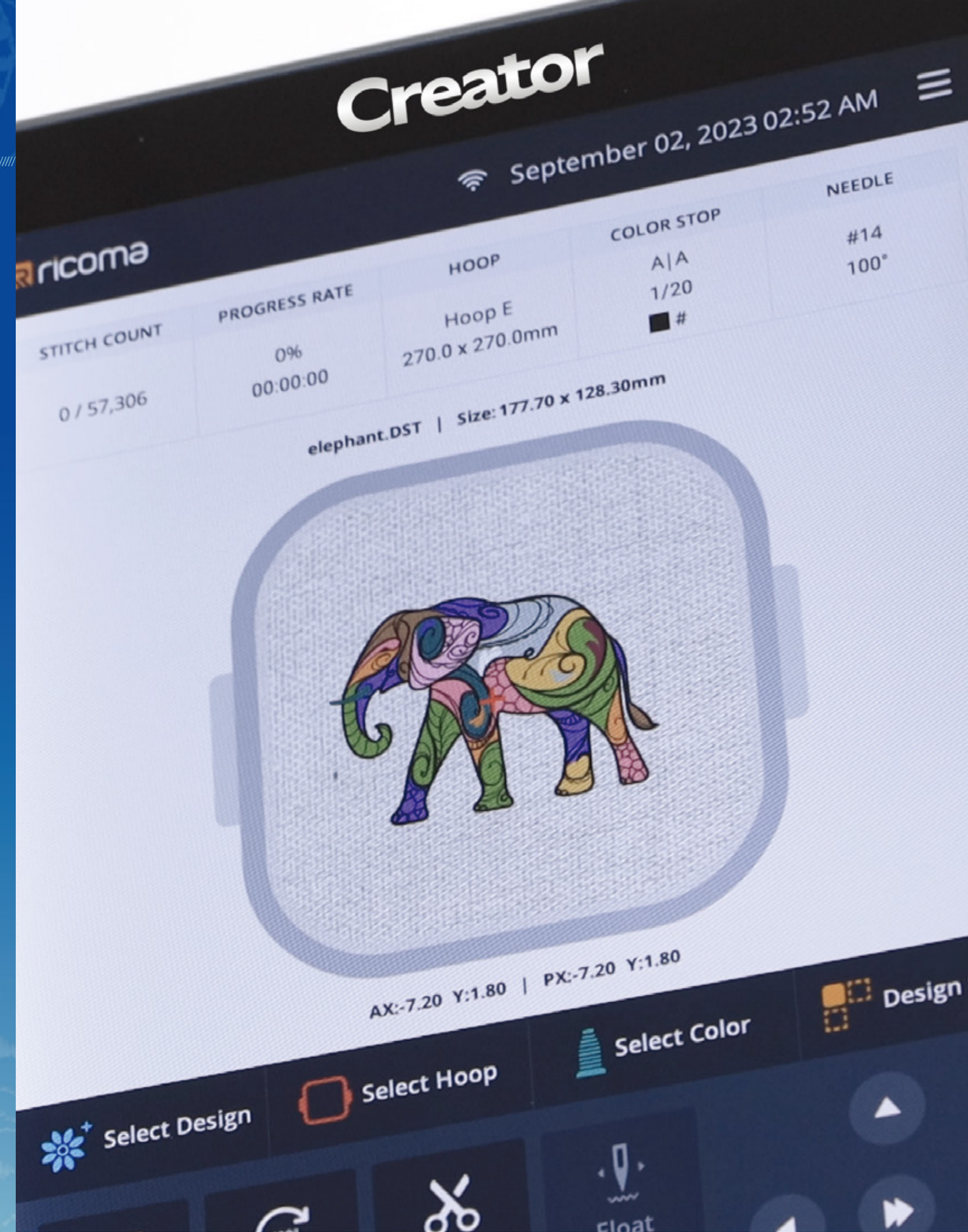
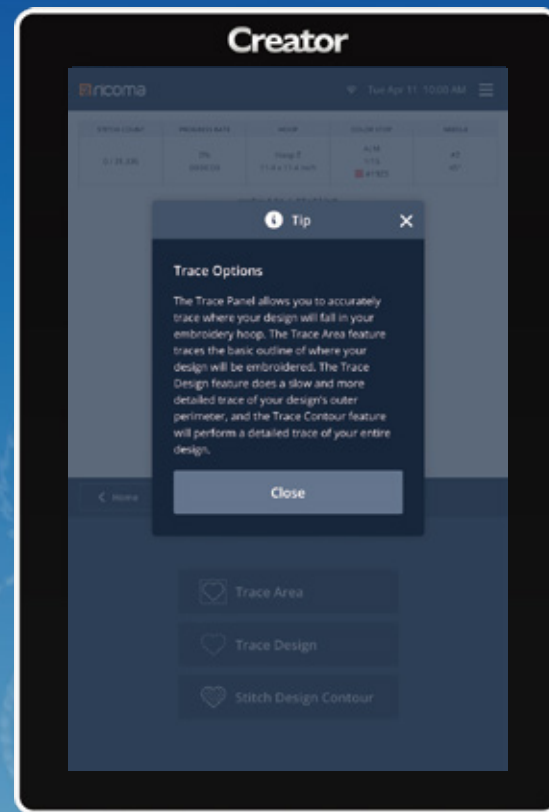
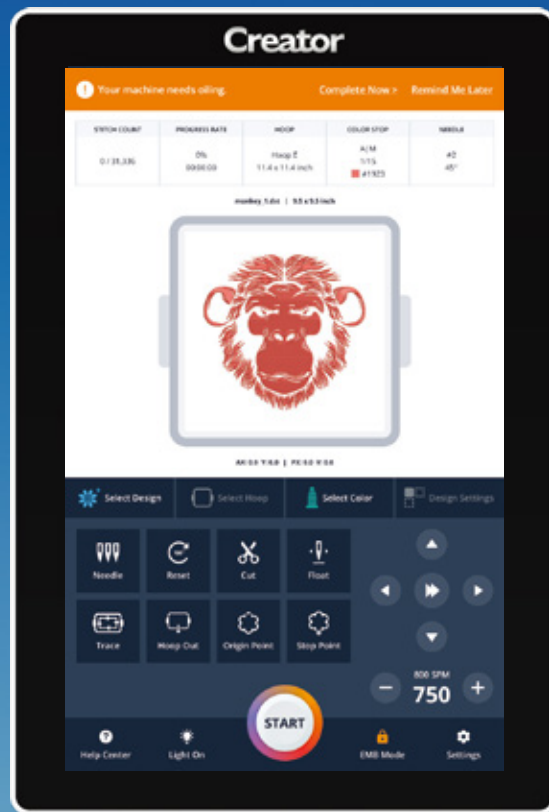
Simplexity TECHNOLOGY

INTRODUCING THE NEWEST 10.1-INCH TOUCHSCREEN PANEL

The 10S model boasts an impressive 10.1-inch touchscreen panel that is intuitive and user-friendly. You'll enjoy the convenience of **its simple user interface** which makes it incredibly easy to navigate the machine's numerous functions and tools.

Powered by its innovative **Simplexity technology**, the 10S panel has a built-in **Tool Tips function** and a help center to provide an explanation of the selected option on the screen. Knowing what a specific tool does is an excellent way to quickly learn about your machine's capabilities, prevent user errors, and create an efficient workflow.

Additionally, the new **maintenance alert feature** does the thinking for you to remind you when basic maintenance needs to be done on your machine to reduce the learning curve and help your machine run smoothly.



MAIN FEATURES

The EM-10S is a sleek and easy-to-use machine that still has industrial capabilities for anyone just getting into embroidery.

- Suitable for embroidery on flats, caps, finished garments and more!
- High-Definition True-Color 10.1-inch LCD Touch Screen
- Maximum speed: 1000 SPM
- Maximum embroidery area: 310 x 210 mm or 12.2 x 8.3 in
- Multiple hoop sizes for a variety of embroidery needs
- 220-degree wide angle cap system
- Large memory capacity: 100 million stitches or 1000 designs
- Maximum of 1000 automatic color changes
- Automatic memory retention
- Machine reads multiple design formats such as DST, DSB, TBF and more
- Frame offset and frame outlining are available for easy appliqué embroidery



10.1-INCH USER-FRIENDLY TOUCH SCREEN PANEL



MAX OF 1000 AUTOMATIC COLOR CHANGES!



ADJUSTABLE CONTROL PANEL



LED LIGHT STRIP



THREAD BREAK DETECTION

MAIN FEATURES (CONT'D)

- Front LED lamp provides better visibility and protection for eyes against strong light during threading
- Improved needle plate for more precise stitching
- External 100-degree button and trimming button
- Heavy-duty steel stand with wheels for both stability and mobility
- Automatic thread trimmer
- Networkable – USB input or direct transmission from PC via LAN port
- Design transfer via Wi-Fi from Chroma software to 10S panel
- Adjustable control panel positioning for better visibility and comfort
- Able to adjust thread tension conveniently from the exterior of the machine
- Built-in 172-degree and 196-degree keys for easy machine maintenance
- Recessed USB port to protect USB flash drive
- Thread break detection
- Advanced simple oiling process
- Environmentally friendly packaging
- Built-in universal power supply, 90-240V, 50/60Hz self-adaptable worldwide
- DC36V micro-step motor for X and Y axis driving to ensure low noise and less vibration
- Slim machine width allows for easy entry through standard-sized doors
- Lightweight – only 48 kilograms (105.8 pounds) for easy maneuverability
- Multiple languages: English, Chinese, Spanish, Arabic, Portuguese-Brazilian, German, French, Korean, Russian, Dutch, Turkish, Vietnamese, Thai, Italian, Czech, Polish, Ukrainian





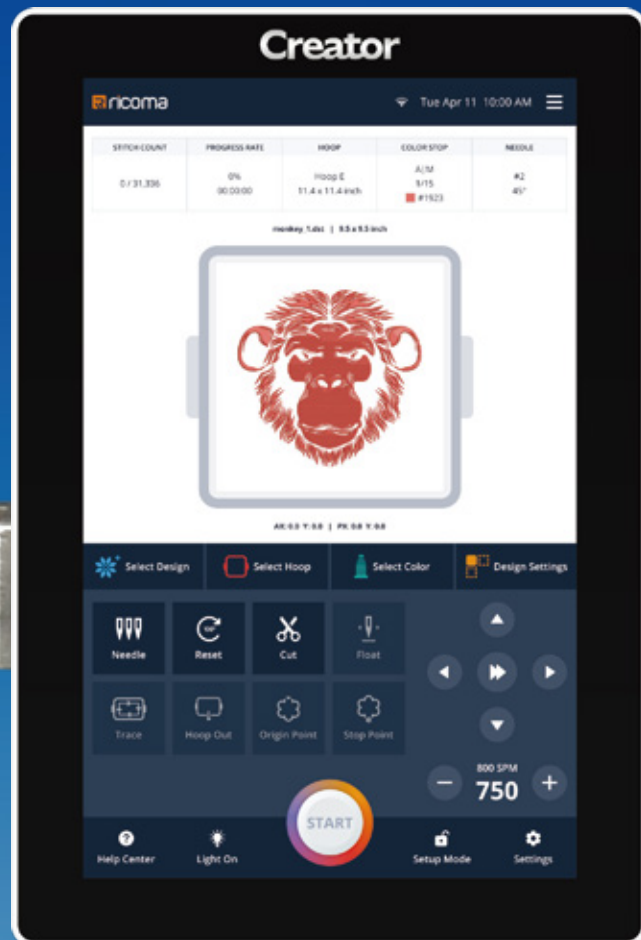
A 10-NEEDLE SOLUTION FOR BEGINNERS

TECHNICAL SPECIFICATIONS

Machine Name	EM-10S
Model	EM-1010-10S
Panel	High-Definition True-Color 10.1" LCD Touch Screen
Heads	1
Needles	10
Machine Size (no stand) (L*W*H)	600 x 560 x 865 mm (23.6 x 22 x 34.1 in)
Machine Height (with stand)	1626 mm (64 in)
Net Weight	45 kg (99.2 lbs)
Gross Weight	65 kg (143.3 lbs)
Stand Weight only	24 kg (52.9 lbs)
Embroidery Area	310 x 210 mm (12.2 x 8.3 in)
Cap Rotation	220°
Maximum Speed	1000 spm
Voltage	90-240 v
Power Consumption	0.2 kw

PANEL FEATURES

TECHNICAL SPECIFICATIONS



- Large memory capacity: 100 million stitches or 1000 designs with a maximum of 1000 automatic color changes

- Machine reads multiple design formats such as DST, DSB, TBF and more

- Easy to operate

- Full touch capacitive screen supports multi-touch and sliding screen operation

- Frame offset and frame outlining are available for easy appliqué embroidery

- Preset hoop parameters, which are designed to avoid hitting hoop frames

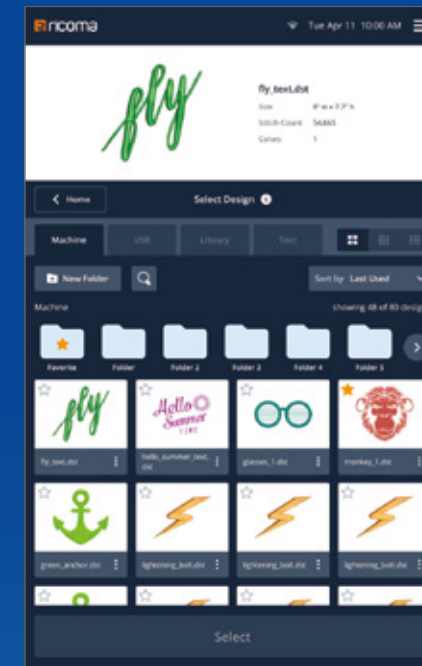
- Networkable – USB input or direct transmission from PC via LAN port

- Automatic color change

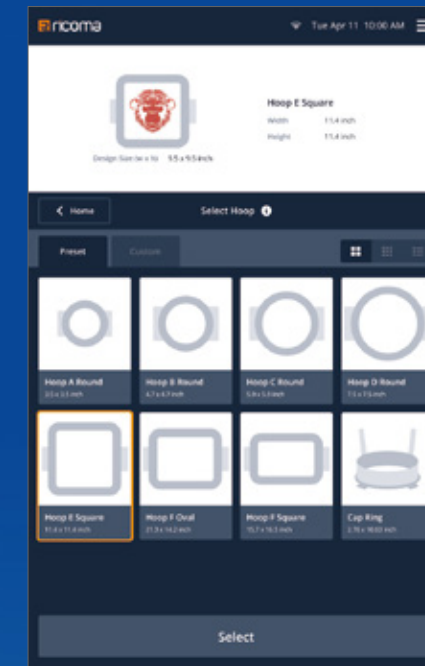
- Simplify machine maintenance with built-in 172-degree and 196-degree keys

- Generate new designs by adjusting the parameters and dimensions of pre-existing patterns

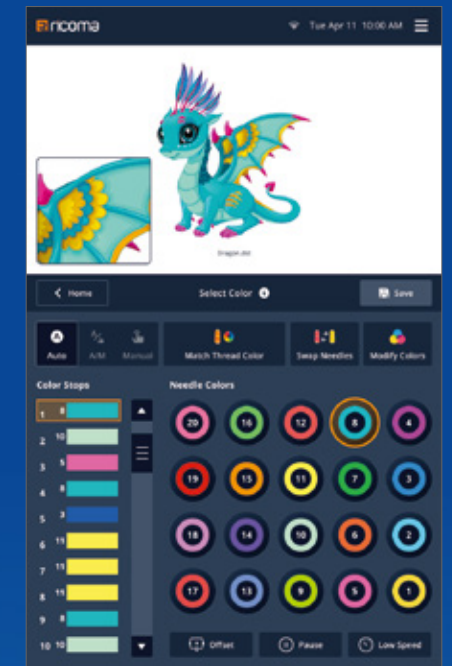
- Automatic thread trimmer



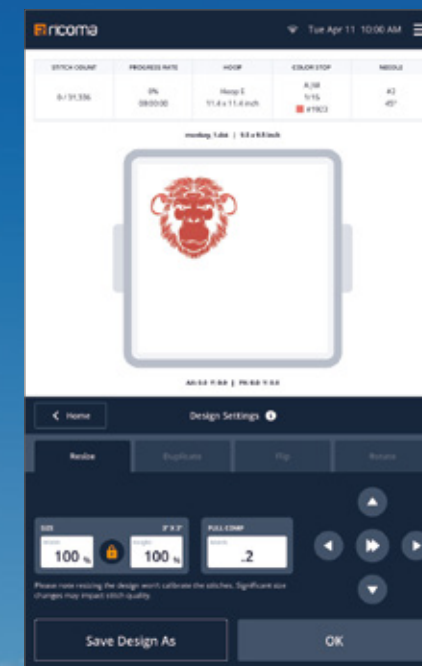
Select Design



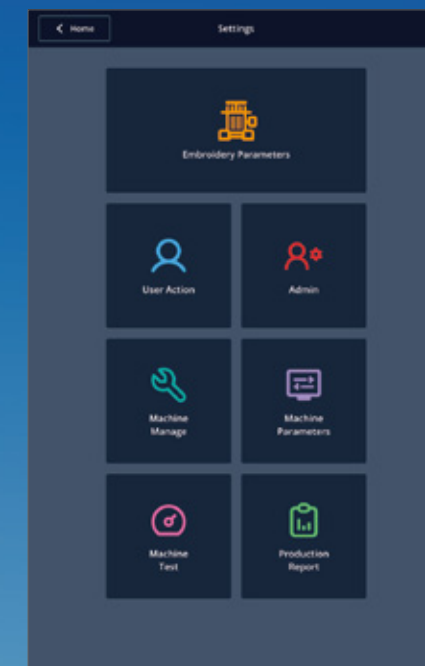
Select Hoop



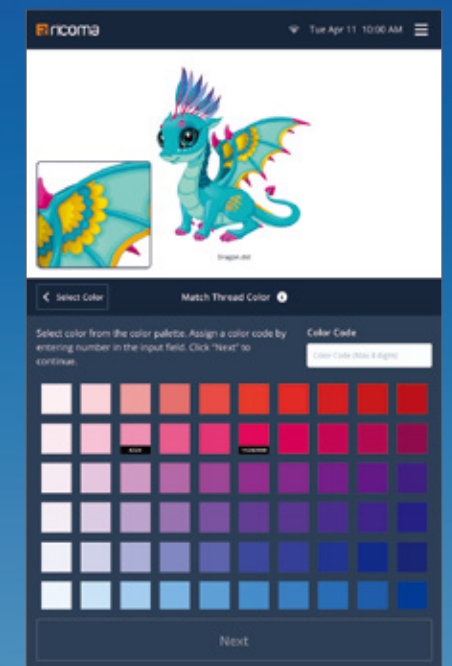
Select Color



Design Settings



Machine Settings



Match Thread Colors

PANEL FEATURES (CONT'D)

- Embroidery starting point saved to the machine's memory to increase efficiency

- Built-in factory mode, standardizing outgoing quality control process

- Easily access 24 different fonts to create custom words and phrases

- Machine parameters can be exported and imported for easy maintenance

- Repeatedly embroider the same design multiple times to increase productivity with repetition embroidery, which can also be used with cyclic embroidery

- Built-in screenshot function

- Cyclic embroidery function automatically returns the machine to the origin point and starts the same embroidery process again

- Optional laser trace device available

- Computer, encoder and main shaft testing are available to make maintenance and debugging more convenient

- Built-in file management system

- Automatic speed adjustment from one needle to the next

- Import & outport embroidery parameter

- Export system log function

- Machine maintenance reminder

- Customize distinct alert sounds for different fault alarms to easily identify issues

- Change the background on the hoop in the panel to ensure the design stands out

- Dynamic display of color sequence steps for easy color sequence setting

- Design management supports sorting and searching functions

- Screen saver function: adjust screen saver time, picture and display brightness

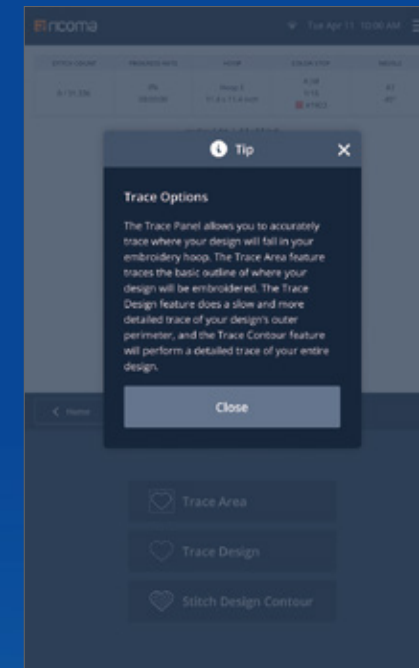
- Support switching between metric and imperial units

- Choose between light mode and dark mode settings depending on your preference

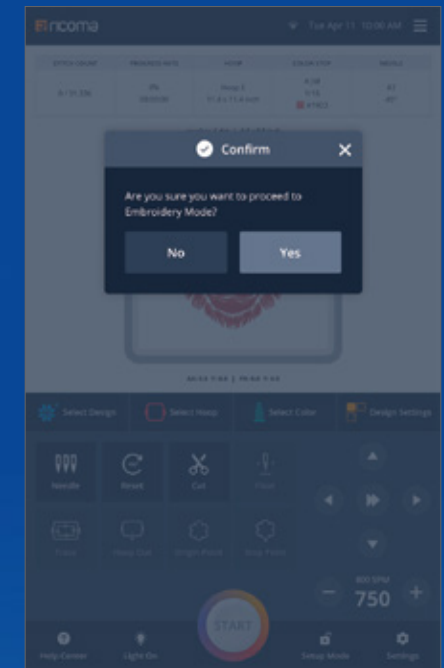
- Combine different embroidery patterns

- Built-in help function

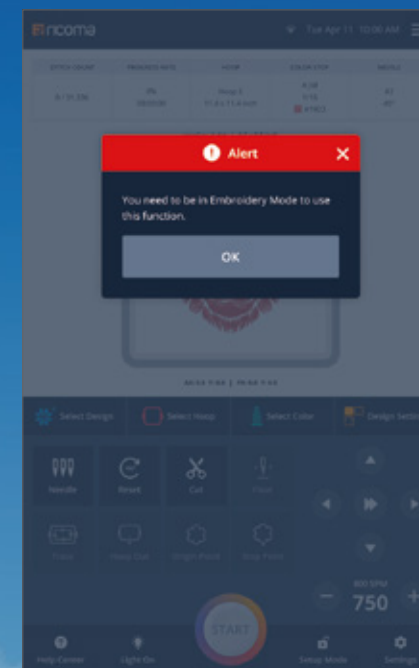
- Multiple languages: English, Chinese, Spanish, Arabic, Portuguese-Brazilian, German, French, Korean, Russian, Dutch, Turkish, Vietnamese, Thai, Italian, Czech, Polish, Ukrainian



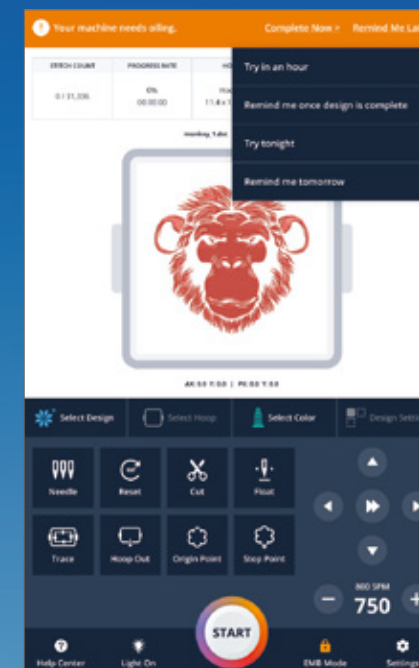
Tool Tips



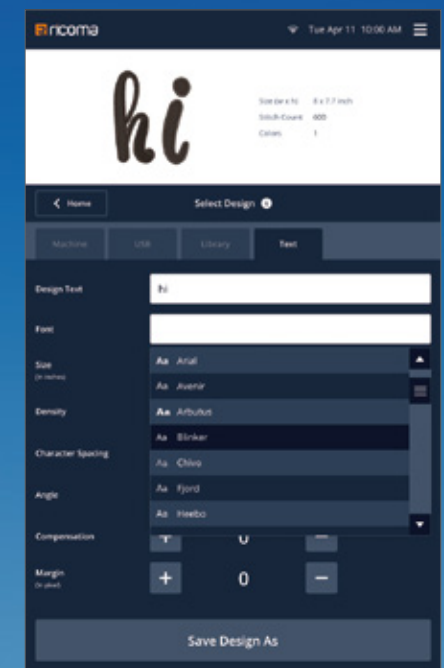
Confirmation Pop-ups



Pop-up Alerts



Machine Maintenance Reminders



Multiple Fonts Available

HOOPS & CAP ATTACHMENTS

A RANGE OF HOOP SIZES AND SASH FRAMES TO KICKSTART ANY EMBROIDERY SHOP

The EM-10S comes with everything you need to embroider just about any item so that you can take on a range of projects. Each machine includes a variety of hoop sizes for embroidering small designs like left-chest logos and large designs on bags, towels and more.



Hoop A

x1

70 x 50 mm (2.8 x 2 in)



Hoop B

x1

110 x 110 mm (4.3 x 4.3 in)



Hoop C

x1


190 x 140 mm (7.5 x 5.5 in)



Hoop D

x1

310 x 210 mm (12.2 x 8.3 in)



CAP ATTACHMENTS INCLUDED

With the included cap attachments, you can embroider a variety of cap styles. Each EM-10S machine comes with a hoop station, cap rings and cap driver(s) for all of your cap embroidery needs.



Cap Rings

x2

Cap rings snap into the hoop station to prepare the machine for cap embroidery



Hoop Station

x1



Hoop station provides stability for fast and easy cap hooping



Cap Driver


x1

Cap driver snaps into the embroidery machine's bracket holder for hoops



ADDITIONAL ADD-ONS

OPTIONAL ACCESSORIES




Flat Embroidery Table W-1208
310 x 210 mm (12.2 x 8.3 in)
 Reduce thread breaks and increase efficiency with the EM-10S table, which grants additional support below the hoop.



Boring Needle
 This specifically designed needle creates intricate embroidery by piercing the fabric, cutting it into various shapes, and leaving holes in the item.



Mighty Hoop Magnetic Hoops
 This magnetic hoop is covered by even the most experienced embroiderers because it makes hooping any type of flat garment easier than ever.



8-in-1 Hoopset (8D-3)
 This hoopset is designed for difficult-to-hoop items such as shirt pockets, socks, backs of caps, shirt sleeves, collar tips and more.



Belt Hoop (BH-3)
 With an 8-inch x 4-inch embroidery area, the belt hoop allows ample room for embroidery on belts and straps.

*For a list of all compatible devices, contact a product specialist.

STARTUP PACKAGE


EQUIPPED WITH ALL THE ATTACHMENTS TO HELP BEGINNERS GET STARTED RIGHT AWAY

The EM-10S comes fully equipped with all the attachments to embroider on caps, flats, finished garments and more. Designed for embroidery beginners, hobbyists, crafters and small up-start businesses, the EM-10S is the perfect machine to launch your embroidery journey.

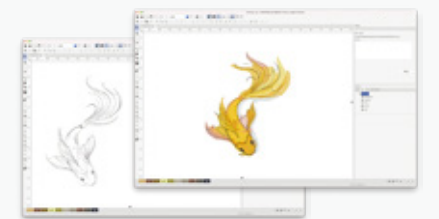
PACKAGE



Heavy Duty Steel Stand



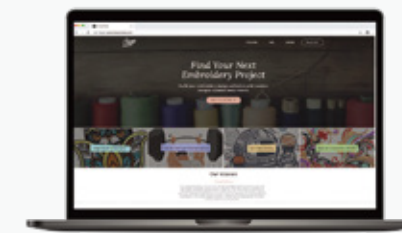
A Variety of Hoops and Cap Attachments



Chroma Digitizing Software



Madeira Starter Kit



Three-Month Subscription To Hoopmade



Training and Lifetime Support 7 days a week and after hours

*The above-mentioned items are included in the startup package only when purchased directly from our U.S. Headquarters – Ricoma International Corporation.



THINK BEYOND



facebook.com/ricomahq



youtube.com/ricomamiami



pinterest.com/ricomahq



instagram.com/ricomahq



twitter.com/ricomahq

Ricoma Headquarters in USA

Ricoma International Corporation
11555 NW 124 Street, Miami, FL 33178, USA
TEL: (305) 418-4421
Toll Free: +1-888-292-6282
Website: www.ricoma.com | Email: info@ricoma.com

Sales & Marketing Center

Ricoma (ShenZhen) Co., Ltd.
Longgang District, Shenzhen, Guangdong
TEL: 0086-755-2585 7576
Website: www.ricoma.com | Email: info@ricoma.cn

Ricoma Europe Branch in Germany

Ricoma Europe GmbH
Ferdinand-Porsche-Ring 13 63110,Rodgau, Germany
Tel:+49 6106 660 2930
Website: www.ricoma.com Email:europe@ricoma.com

Ricoma Factory in China

Ricoma (Huizhou) Co., Ltd.
Ricoma Science & Technology Industrial Park, No.1 Hongtong Road,
Dayawan West District 516083, Huizhou, Guangdong, China
TEL: 0086-752-5366 999
Website: www.ricoma.cn | Email: info@ricoma.cn