



Furry Friends

Free
Download

Quilt by Lynne Goldsworthy of @lilysquilts
Finished Quilt Size 1.50m x 2.10m (62" x 82")



Pink Version



Blue Version

Furry Friends

Finished size 62" x 82" (1.50 x 2.10m)

Designed by Lynne Goldsworthy of lilysquilts.blogspot.com
using the Heartwood collection from Makower Uk www.makoweruk.com

Fabric Requirements

	Pink Version	Blue Version	Amount	Cut
Fabric 1	2544/P	2542/B	60cms / 24"	Twelve 4" x 9" rectangles
Fabric 2	2542/X	2545/Q	60cms / 24"	Twelve 4" x 9" rectangles
Fabric 3	2545/X	2544/G	40cm / 15"	Twenty-four 4" squares
Fabric 4	1525/P9	1525/T4	FQ	Twelve 4" squares
Fabric 5	830/LP	2000/G45	FQ	Twelve 4" squares
Fabric 6	2543/L	2543/Q	60cms / 24"	*Twelve 4" x 9" rectangles and twelve 4" squares - refer to quilt image
Fabric 7	1525/T4	1525/Y4	FQ	Twelve 4" squares
Fabric 8	2541/P	2541/G	1m / 1yd	Twelve 9" squares
Fabric 9 Background (BKG)	2545/Q	2000/T21	2m / 2 ¼ yds	Thirty-nine 2" WOF strips. *Cut four into thirty-six 2" x 4" rectangles. Sew the remainder end to end and cut into: •Seventy-six 2" x 9" rectangles; •Nine 2" x 59" strips; and •Two 2" x 82" strips
Binding	2544/P	2544/G	50cm / ½ yd	Seven 2 ½" WOF strips
Backing	2541/P	2541/G	4.75 m / 5yds	Two equal lengths
Wadding			1.8m x 2m 70" x 80"	

Notes:

- Make sure to visit <http://www.makoweruk.com/projects/> to ensure you are working from the most up-to-date version of the pattern
- Makower UK provides the written instructions only to accompany the named collection. Retailers are free to use these free instructions to provide a fabric kit. Accurate cutting of fabric is down to the individual retailer and any fabric supply enquires should be directed to point of purchase
- Read the pattern in full before starting
- ¼" seams are used throughout except where stated otherwise
- *Refer to the main quilt image whether to cut fabrics portrait or landscape for directional prints
- Press after each seam, pressing seams open or to one side as preferred
- WOF - width of fabric - a strip of fabric cut from selvedge to selvedge
- BKG – background

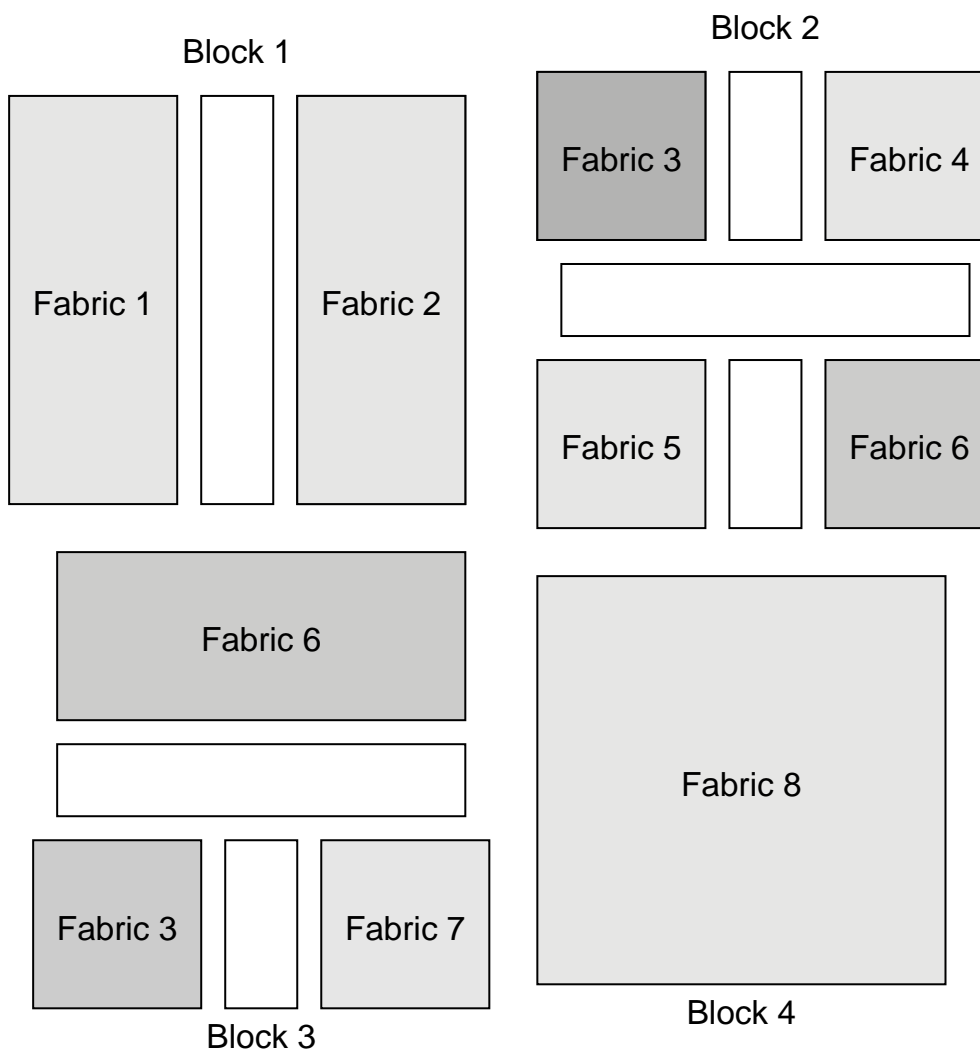
Cutting

Cut the fabrics as shown in the fabric requirements table.

Please check quilt image for whether to cut rectangles portrait or landscape if directional fabrics are being used.

Making the quilt top


1. The quilt top is made of forty-eight blocks (twelve of each of four designs) which will measure 9" unfinished, 8 ½" finished.
2. To make each of the twelve blocks see the diagrams below and make each as follows (NB: take care that any directional prints are orientated as shown in the main quilt image):
 - Block 1 - Sash together two 4" x 9" rectangles using one 2" x 9" BKG strip;
 - Block 2 - Sash together two pairs of 4" squares using two 2" x 4" BKG strips. Sash those two pieces together using one 2" x 9" BKG strip;
 - Block 3 - Sash together two 4" squares using one 2" x 4" BKG strip. Sash that piece together with one 4" x 9" rectangle using one 2" x 9" BKG strip;
 - Block 4 - The final smaller block is one 9" square.



3. Sash the blocks into eight rows of six blocks using five 2" x 9" strips of BKG fabric in each row.
4. Sash the eight rows together using the 2" x 59" strips – one between each row, one on the top and one on the bottom. See quilt layout diagram overleaf.
5. Sash the sides of the quilt top using the two 2" x 82" strips. See quilt layout diagram overleaf.

Finishing the quilt

1. Sew the two pieces of backing fabric together along the long sides using a $\frac{1}{2}$ " seam. Press seam open.
2. Make a quilt sandwich basting together the backing, batting and quilt top.
3. Quilt as desired then trim square. We quilted a diagonal cross-hatch of lines approximately $1\frac{3}{4}$ " apart using a cream 50wt Aurifil thread.
4. Bind the quilt taking care to mitre corners.



Furry Friends

A collection by Makower UK

10 Prints
Delivery January 2023




2541 - G Dogs



2541 - P Dogs



2542 - B Scatter



2542 - X Scatter



2543 - Q Dachshunds



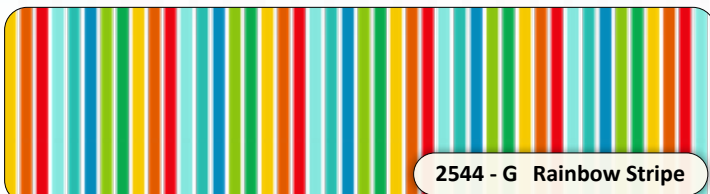
2543 - L Dachshunds




2545 - Q Paws



2545 - X Paws



2544 - G Rainbow Stripe



2544 - P Rainbow Stripe

Images for reference only are not correct for scale (approx 50%) or actual colour

makower uk



www.makoweruk.com



contact@makoweruk.com



+44(0)1628 509640

Unit 14, Cordwallis Business Park, Clivemont Road, Maidenhead, Berkshire SL6 7BU